



# Preparing for a Chestnut Group Show

- Attend meetings and read emails
- Once you know of show dates, make note of them and paint the seasons in preparation for the show. Use the “Facebook member group” page as a great way to suggest impromptu paint outs.
- Read the “Fact Sheet” (found on the “Member Resources” page of the website) in full detail as soon as it is available to see all of the details about the show and paint in sizes to match the requirements.



# FACT SHEET, found under member resources



## Fact Sheet – Cumberland River Compact – October 2018

<b>Event Partner</b>	Cumberland River Compact
<b>Event Dates</b> • River Talk • Exhibit	October 11, 2018- November 9, 2018 • River Talk event for patrons October 11, 2018
<b>Event Venue</b>	Cumberland River Compact The Bridge Building 2 Victory Ave. / Suite 300 Nashville, TN 37213 Phone: (615) 837-1151
<b>Event Chairs</b>	Jane Coble - <a href="mailto:coblejane@gmail.com">coblejane@gmail.com</a> or 615-969-1468(cell) or 615-242-5655 (home) Tiffany Foss - <a href="mailto:fosshouse@gmail.com">fosshouse@gmail.com</a> (615)294-6091 (cell)
<b>Painting Options</b>	The Cumberland River basin, Nashville water areas as well as areas in southern Kentucky, including Williamsburg, KY. See Map. ( <a href="https://www.cumberlandrivercompact.org/resources/water-quality-maps/">hyperlink map, https://www.cumberlandrivercompact.org/resources/water-quality-maps/</a> ) Any water source in the Nashville area (they all lead to the Cumberland River). Does not just have to be water scenes, consider creek scenes, boat scenes, activities, bridges, parks, watersheds, streamside land and farms, bottom lands and floodplains, etc. <i>Please, no livestock shown in water.</i>  <b>Scheduled paintouts: see coming announcements</b> Feel free to plan small weekend getaways to capture some of these wonderful locations. Please consider going out in small groups to paint and enjoy these areas: • Downtown Nashville river area • Bridge Building – free parking, access to river views, children’s water park, pedestrian bridge • Pedestrian Bridge, Nashville • Rolling Mill Hill • Hamilton Marina • Harpeth River • Radnor Lake • Marrowbone Lake • Stones River area • City Park in Ashland City • Nashville Parks, including Shelby Bottoms and Bells Bend Nature Center • Two Mile Park – pedestrian bridge • Park Two Lock, Pennington Bend • Montgomery Bell State Park

	<ul style="list-style-type: none"> <li>• Percy Priest Lake</li> <li>• Old Hickory Lake</li> <li>• Center Hill Lake</li> <li>• Cheatham Lake</li> <li>• Rock Island</li> <li>• Caney Fork River</li> <li>• Cordell Hull Reservoir</li> <li>• Dale Hollow Lake</li> <li>• Cumberland Falls, beautiful waterfall - (Williamsburg, Kentucky) <a href="http://parks.ky.gov/parks/resortparks/Cumberland-Falls/default.aspx">http://parks.ky.gov/parks/resortparks/Cumberland-Falls/default.aspx</a></li> <li>• Old Hickory Dam greenway</li> <li>• Many many more!!!</li> </ul>
<b>Painting Guidelines and Restrictions</b>	<p>You may participate in organized Chestnut Group paint outs, or you may paint independently ...</p> <p>A list of location and dates of organized paint outs will be available soon.</p> <p>⇒ Remember, the buddy system is the safest way to travel and paint!</p> <p>⇒ Please review and abide by “Leave No Trace and Member Etiquette” guidelines located under Resources tab.</p> <p>⇒ The Chestnut Group Facebook page (for Members) is a great resource for information on organized paint outs, or for members seeking other members to paint with.</p>
<b>Restrooms</b>	Please make yourself familiar with destination prior to departure. Restroom availability varies with location. <i>Bridge bldg. has public restrooms, as well as state and many city parks.</i>
<b>Parking</b>	Please make yourself familiar with destination prior to departure. Street parking or lot parking (paid) may be required. Bridge Building has plenty of free parking with the exception of home Titans games (closed). Events may limit access. Other optional parking for the Bridge Building is under the Korean Memorial Bridge.
<b>Printable Maps</b>	<a href="https://www.cumberlandrivercompact.org/resources/water-quality-maps/">https://www.cumberlandrivercompact.org/resources/water-quality-maps/</a>
<b>Other Resources</b>	<a href="http://cumberlandrivercompact.org/">http://cumberlandrivercompact.org/</a> <a href="http://www.nashville.gov/Parks-and-Recreation/Water-Activities/Hamilton-Creek-Marina.aspx">http://www.nashville.gov/Parks-and-Recreation/Water-Activities/Hamilton-Creek-Marina.aspx</a> <a href="http://tntateparks.com/parks/about/montgomery-bell">http://tntateparks.com/parks/about/montgomery-bell</a> <a href="http://www.nashville.gov/Parks-and-Recreation/Water-Activities/Boat-Ramps.aspx">http://www.nashville.gov/Parks-and-Recreation/Water-Activities/Boat-Ramps.aspx</a> <a href="http://www.ashlandcitytn.gov/parks_rec/parks_facilities.html">http://www.ashlandcitytn.gov/parks_rec/parks_facilities.html</a> <a href="http://en.wikipedia.org/wiki/Cumberland_Falls">http://en.wikipedia.org/wiki/Cumberland_Falls</a> <a href="http://www.nashville.gov/Parks-and-Recreation/Greenways-and-Trails/Maps.aspx">http://www.nashville.gov/Parks-and-Recreation/Greenways-and-Trails/Maps.aspx</a> <a href="http://parks.ky.gov/parks/resortparks/Cumberland-Falls/default.aspx">http://parks.ky.gov/parks/resortparks/Cumberland-Falls/default.aspx</a>
<b>Painting Submissions</b>	<p><u>Number and Sizes of Paintings Allowed</u></p> <ul style="list-style-type: none"> <li>• Size explanation for Cumberland River Compact exhibit <ul style="list-style-type: none"> <li>○ Mini = smaller than 8x10 (less than 80 sq. in.)</li> <li>○ Medium = 8x10 and up to but not including 16x20 (from 80 to 319 sq. in.)</li> <li>○ Large = 16x20 and larger (320 sq. in. and greater)</li> </ul> </li> </ul>

	<ul style="list-style-type: none"> <li>• <b>There will be a limit of 3 paintings-medium/mini size or 2 if one of the submissions is large for this exhibit. Depending on submissions, your paintings may be rotated in and out over the course of the 4 weeks of exhibition.</b></li> <li>• Image submission is crucial for wide visibility and sales opportunities for this show. Artists may submit an additional 7-8 images for a total of 10 images to be included in the sales gallery hosted by the CRC. Images must be direct, cropped for image only, no glare, no frame included images. Please submit images to Tiffany Foss to be added to the CRC gallery. Images must be of Cumberland River Watershed area and be in .jpg format and titles in the following format – if they are not, they will not be added to the gallery. <b>Name_title_size_medium_price.jpg</b> <b>Also required for submission – contact information – cell phone/home phone. Painters agree to hold these paintings as available for sale until November 11.</b> Splits for all sales will follow the The Chestnut Group standard splits – 45%/45%/10%.</li> </ul> <p>⇒ <b>Notes:</b></p> <ul style="list-style-type: none"> <li>• Please refrain from using heavy frames on the paintings.</li> </ul> <p>⇒ <b>100% Donated Paintings</b></p> <ul style="list-style-type: none"> <li>• Maximum size of 12x14, and there is no limit on the number of donated paintings.</li> </ul> <p>⇒ <b>Subject Matter</b></p> <ul style="list-style-type: none"> <li>• The subject matter for all of the paintings submitted for this show (including 100% donated paintings) must be from the Cumberland River Basin territory</li> </ul> <p>⇒ <b>Frames</b></p> <ul style="list-style-type: none"> <li>• Solid wood construction</li> <li>• Since we are a plein air painting organization, plein air style frames are recommended, but not required (Google “plein air frames images” for examples.) Floater frames are acceptable.</li> <li>• Gold, silver, bronze, black, single tone wood, neutral colored painted frames acceptable</li> <li>• All others, including gallery-wraps, distressed wood, and low-quality frames not acceptable</li> </ul>
<b>Title Block Deadline</b>	<p>The Title Block deadline is Tuesday October 2, 2018 before Midnight. <b><u>THIS TIME/DATE IS FIRM – PLEASE DO NOT ASK FOR EXCEPTIONS.</u></b> With each submission, an image must be emailed to Tiffany Foss <a href="mailto:fosshouse@gmail.com">fosshouse@gmail.com</a> for the work to be added to the online gallery hosted by the CRC. The image submission needs to include you name, price, medium and size.</p> <p>Here is the link for painting submissions. <a href="https://goo.gl/forms/DoA6IMY1OdjFV13">https://goo.gl/forms/DoA6IMY1OdjFV13</a></p>
<b>Artwork Drop-Off and Pickup Times</b>	<p><b>Drop off will be Wednesday October 10 between 9am-1pm.</b> If you are unable to drop off during this time, please make arrangements for another painter to take your paintings for you. Drop off at The Bridge Building, in the CRC event space. We anticipate two installations/rotations. We will hang all work for the “River Talk” event, then some will come down to be rotated onto the exhibit wall after 2 weeks. Pick up of artwork will be November 9 between 12-2 – (to be verified).</p>
<b>Volunteers</b>	With the exception of our Executive Director, The Chestnut Group is a volunteer-based organization. Volunteers are essential to our success and make these events



# SUBMIT ARTWORK

## Fact Sheet

	<ul style="list-style-type: none"> <li>There will be a <u>limit of 3 paintings-medium/mini size or 2 if one of the submissions is large</u> for this exhibit. Depending on submissions, your paintings may be rotated in and out over the course of the 4 weeks of exhibition.</li> <li>Image submission is crucial for wide visibility and sales opportunities for this show. Artists may submit an additional 7-8 images for a total of 10 images to be included in the sales gallery hosted by the CRC. Images must be direct, cropped for image only, no glare, no frame included images. Please submit images to Tiffany Foss to be added to the CRC gallery. Images must be of Cumberland River Watershed area and be in .jpg format and titles in the following format – if they are not, they will not be added to the gallery. <b>Name_title_size_medium_price.jpg</b> <b>Also required for submission – contact information – cell phone/home phone.</b> <b>Painters agree to hold these paintings as available for sale until November 11.</b> Splits for all sales will follow the The Chestnut Group standard splits – 45%/45%/10%.</li> <li><u>Notes:</u> <ul style="list-style-type: none"> <li>Please refrain from using heavy frames on the paintings.</li> </ul> </li> <li><u>100% Donated Paintings</u> <ul style="list-style-type: none"> <li>Maximum size of 12x14, and there is no limit on the number of donated paintings.</li> </ul> </li> <li><u>Subject Matter</u> <ul style="list-style-type: none"> <li>The subject matter for all of the paintings submitted for this show (including 100% donated paintings) must be from the Cumberland River Basin territory</li> </ul> </li> <li><u>Frames</u> <ul style="list-style-type: none"> <li>Solid wood construction</li> <li>Since we are a plein air painting organization, plein air style frames are recommended, but not required (Google “plein air frames images” for examples.) Floater frames are acceptable.</li> <li>Gold, silver, bronze, black, single tone wood, neutral colored painted frames acceptable</li> <li>All others, including gallery-wraps, distressed wood, and low-quality frames not acceptable</li> </ul> </li> </ul>
<b>Title Block Deadline</b>	<p>The Title Block deadline is Tuesday October 2, 2018 before Midnight. <u><b>THIS TIME/DATE IS FIRM – PLEASE DO NOT ASK FOR EXCEPTIONS.</b></u> With each submission, an image must be emailed to Tiffany Foss <a href="mailto:fosshouse@gmail.com">fosshouse@gmail.com</a> for the work to be added to the online gallery hosted by the CRC. The image submission needs to include you name, price, medium and size.</p> <p>Here is the link for painting submissions: <a href="https://www.cumberlandrivercompact.org/submitting-your-artwork/">https://www.cumberlandrivercompact.org/submitting-your-artwork/</a></p>
<b>Artwork Drop-Off and Pickup Times</b>	<p><b>Drop off will be Wednesday October 10 between 9am-1pm.</b> If you are unable to drop off during this time, please make arrangements for another painter to take your paintings for you. Drop off at The Bridge Building, in the CRC event space. We anticipate two installations/rotations. We will hang all work for the “River Talk” event, then some will come down to be rotated onto the exhibit wall after 2 weeks. Pick up of artwork will be November 9 between 12-2 – (to be verified).</p>
<b>Volunteers</b>	<p>With the exception of our Executive Director, The Chestnut Group is a volunteer-based organization. Volunteers are essential to our success and make these events</p>

Submit artwork via the title block submission link on the Member Resources page before the deadline.

## 2018 Chestnut Group Partner Shows

Cumberland River Compact, October 11, 2018 – November 9, 2018.

### Cumberland River Compact Fact Sheet-2018-9-20

CRC – paintout schedule 2018

**Title block guidelines:** The image file MUST be formatted correctly for use by the CRC web gallery manager. If the file format isn't correct, the image will not be included in the gallery. Please rename your image file to this format:

artistname\_title\_size\_medium\_price.jpg so for example; Claude Monet\_Cumberland River\_11x14\_oil\_500.jpg

Please include images that are straight, no glare, no frame to be included in the gallery so that the images are consistent.

### CRC -Title block submission ONLY

Cumberland River Watershed map – any of the area included may be included in the show

<https://www.cumberlandrivercompact.org/resources/water-quality-maps/>

## Website Resources



YouTube Link – How to Update Your Profile on the Chestnut Website

Update My Profile

Change My Password

Renew My Membership

My Workshops

Submit Announcement

Submit Event / Workshop

# FRAME SAMPLES

## Retail Sources:

- Utrecht
- Jerry's Artarama
- Blick Art Materials
- Hobby Lobby
- Kingofframe.com

## Wholesale Sources:

- Lyle Teague
- Southstar



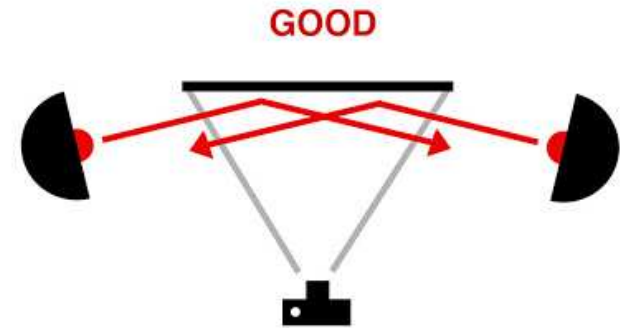
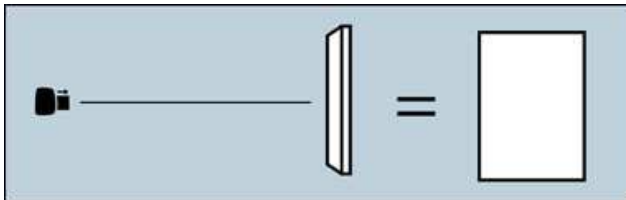
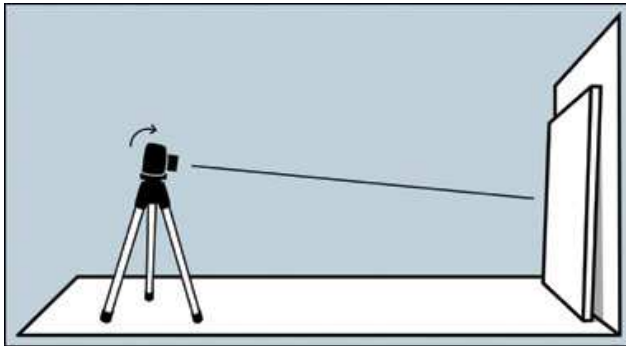


## PREPARING THE ARTWORK

- Allow artwork to dry
- Photograph the paintings before framing and varnishing
- Varnish Paintings – optional- if desired to varnish, recommend Gamvar for oil paintings – watch example here for “How To”-<https://www.gamblincolors.com/oil-painting/gamvar-picture-varnish/>
- Allow varnish to dry, laying flat
- Secure artwork into frames with clips, points or other
- Affix “D” ring wire hangers and wire
- Print title block tags, fill in and affix to the artwork.
- Photograph again in frames if desired for personal promotional use



# PHOTOGRAPHING ARTWORK



- Photograph artwork straight on, in cloudy outside environment or filtered light.
- Look through the lens at space all around artwork to see if your angles are straight.
- Use photo editing software like Photoshop Elements or other to crop the image and tweak colors if needed
- Crop the image so nothing else shows except for the artwork.

<https://photographyjkh.wordpress.com/tag/photographing/>

<http://emptyeasel.com/2007/01/19/how-to-photograph-your-artwork-for-a-portfolio-or-the-internet/>



# FRAMING ARTWORK


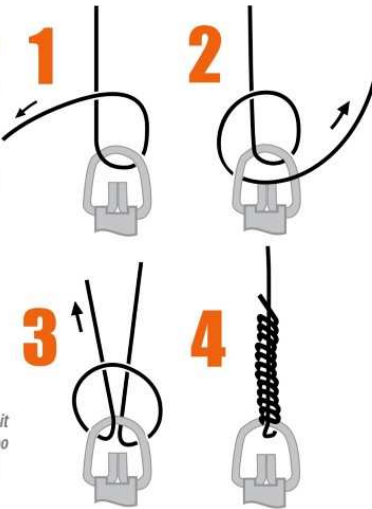
## Tying Wire

Cut a piece of wire 4-6" wider than the frame.

Loop one end of wire about 2 inches through D-Ring and follow wire tying steps 1-4.

Repeat on the other D-Ring leaving a small amount of slack in the wire.

*TIP: If the wire is too tight it decreases its strength, if too loose the art will tilt away from the wall.*



- Affix artwork into frame using point driver, offset clips, or other.
- Sign artwork with Name and Title. Affix a business card if available.
- Measure and attach D-rings. Check to make sure screws will not indent other side of frame
- Attach wire to first side and measure and cut other side
- Attach wire to other side making sure the wire is at least 2 inches from top of frame





# TAGGING ARTWORK

## Member Resources page on Chestnut Website

### Website Resources



YouTube link – How to Update Your Profile on the Chestnut Website

### Other Resources

To Make Canvas Panels  
Framing Instructions  
Pricing Guide  
Standard Size Chart  
Policy for Announcements

#### CRC -Title block submission ONLY

Title Block Submission – DO NOT USE FOR CRC SHOW

Hanging Tag Form Download

Framing and Studio Workshop Etiquette

Meeting Minutes

By Laws

- Print Hang Tag Form and fill out.
- Attach one to the back of the painting
- Attach one with ribbon so it hangs in front of the painting.
- Keep one copy for yourself for your records.

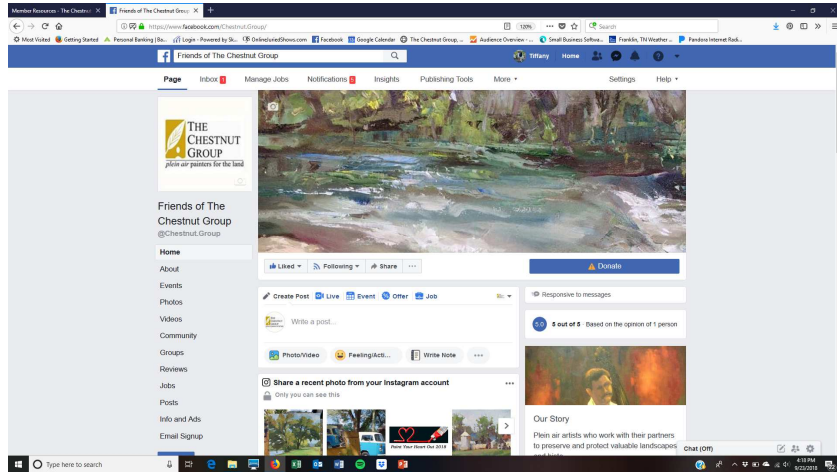
(Attach to back of painting)

NAME (Please print)		
PHONE	EMAIL	
TITLE OF PAINTING		
SIZE	MEDIUM	PRICE
LOCATION		
(Attach with narrow ribbon approx. 4" long to back of painting – to hang in front of painting)		
NAME (Please print)		
PHONE	EMAIL	
TITLE OF PAINTING		
SIZE	MEDIUM	PRICE
LOCATION		
(Keep for your records)		
NAME (Please print)		
PHONE	EMAIL	
TITLE OF PAINTING		
SIZE	MEDIUM	PRICE
LOCATION		

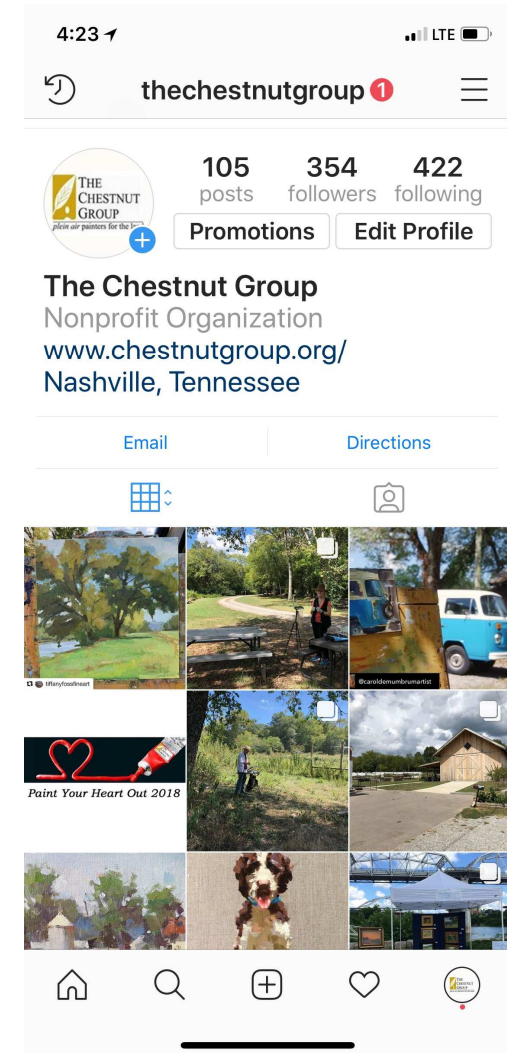
(Attach to back of painting)

NAME (Please print)		
PHONE	EMAIL	
TITLE OF PAINTING		
SIZE	MEDIUM	PRICE
LOCATION		
(Attach with narrow ribbon approx. 4" long to back of painting – to hang in front of painting)		
NAME (Please print)		
PHONE	EMAIL	
TITLE OF PAINTING		
SIZE	MEDIUM	PRICE
LOCATION		
(Keep for your records)		
NAME (Please print)		
PHONE	EMAIL	
TITLE OF PAINTING		
SIZE	MEDIUM	PRICE
LOCATION		

# PROMOTING THE ARTWORK



- Share your artwork onto your personal or professional art pages and tag #thechestnutgroup on social media pages.
- Talk about the show, show dates, and times and mission of The Chestnut Group



# ARTWORK DELIVERY/PICKUP

You Did It!!

Make note of delivery times and pick up date and times after the show. If you can't make it to drop off or pick up, seek out someone who can do it for you.